

Unit  
2

WRITE the  
ROOM

Foundations 1

TRICK  
WORDS

&

UNIT  
WORDS

# Note to Teachers:

- This center is designed to practice Foundations Level 2 Unit 2. This includes unit words (with the spelling patterns for the unit) and trick words (sight words).
- Place the word cards around the room. Have students walk around and write the words on the recording sheet.
- If you do not want to have students walk around you can cut out the word cards and place them in a bag for students to pull out or hole punch and put on a ring and fill out the recording sheet.
- Extension: Have students write a sentence for each word after they finish the recording sheet.

# How to Play

- Get a recording sheet and find all of your words! Write the words in the box that matches the letter on the card!
- Make sure that you can read each word! If you are not sure what a word is ask a friend!
- Write a sentence to go with each word. Circle the word in the sentence!

Name: \_\_\_\_\_

# Write the Room

A	B	C
D	E	F
G	H	I

# Write the Room

J

K

L

M

N


O

P

Q


R

A




shall

B




pull

C




full

D




both

E




talk

F



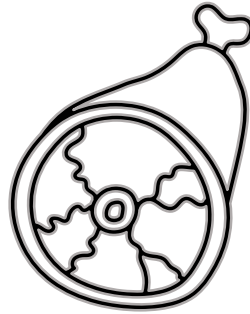
walk

G




stuff

H



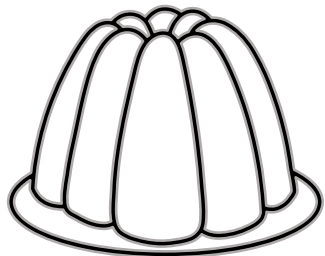
spill

I



bring

J




cross

K




thrill

L



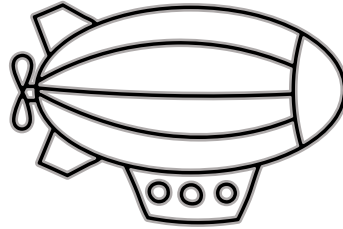
staff

M



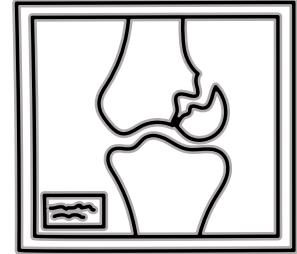
boss

N



strong

O




gruff

P




junk

Q



honk

R



blank

Name: \_\_\_\_\_

Write the Room Sentences

Directions: Pick 10 words that you found and write a sentence for each. Circle the word in the sentence.

1.

---

---

2.

---

---

3.

---

---

4.

---

---

5.

---

---

6.

---

---

7.

---

---

8.

---

---

9.

---

---

10.

---

---

**Product may only be used for  
personal or classroom use.**

## Credits

**Fonts by:**



**© Miriam Ragen 2019**

